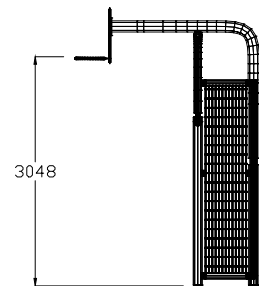


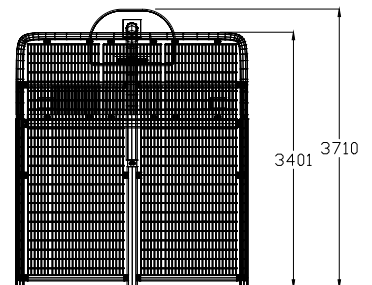
TECHNICAL INFORMATION

1. Complete with basketball hoop and backboard
2. Enclosed square backed goal end
3. Cricket wicket (optional)
4. Posts - 114.3mm diameter circular hollow section tube and a 3.2mm wall thickness
5. Panels - Vertical 25mm x 3mm flat bar with horizontal twisted 6mm square bar. This panel design makes it very difficult to climb
6. Top and bottom tubes - 76.1mm diameter circular hollow section with 3.2mm wall thickness sit along the top and bottom of each panel massively increasing strength and rigidity
7. Lugs - 6mm steel sheet, laser cut, fully adjustable and noise absorbing
8. Finishing - Hot dip galvanised to EN ISO 1461 by an ISO 9001 certified galvaniser and powder coated to BS EN 13438:2013. Available in any standard RAL colour of your choice
9. Fixings - High quality stainless steel security fixings covered with a durable plastic cover for safety and visual appeal throughout

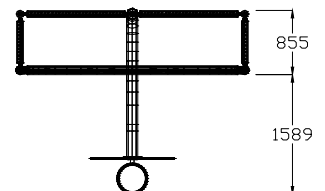
SIDE ELEVATION



FRONT ELEVATION



PLAN VIEW



Do not scale from drawings. For illustration purposes only.